

2021—2035

..... 1

..... 3

..... 3

..... 3

..... 4

..... 4

..... 4

..... 5

..... 5

..... 6

..... 6

..... 6

..... 7

..... 7

..... 9

..... 9

..... 9

..... 10

..... 12

..... 12

..... 14

..... 16

..... 18

..... 19

..... 21

..... 22

..... 25

..... 25

..... 26

..... 28

..... 30

..... 31

..... 32

..... 33

..... 34

..... 36

..... 38

..... 38

..... 38

..... 39

..... 42

"

"

"

"

2019

"

"

2019

2021—2035

2013—2020

“

”

2035

“

”

2018

2011—2018

51%

55.7%

28%

10.2%

2012

2123

1310

280

34.36

19.8

38.6

2018

57

156

896

52.2%

2018

1000

9600

20

2018

85% 2700 90%
65%

10447 58.1%
0.62
1/3

1.72 2.74
40%

" " " "

" "

" "

"

"

2035

— —

— —

--

--

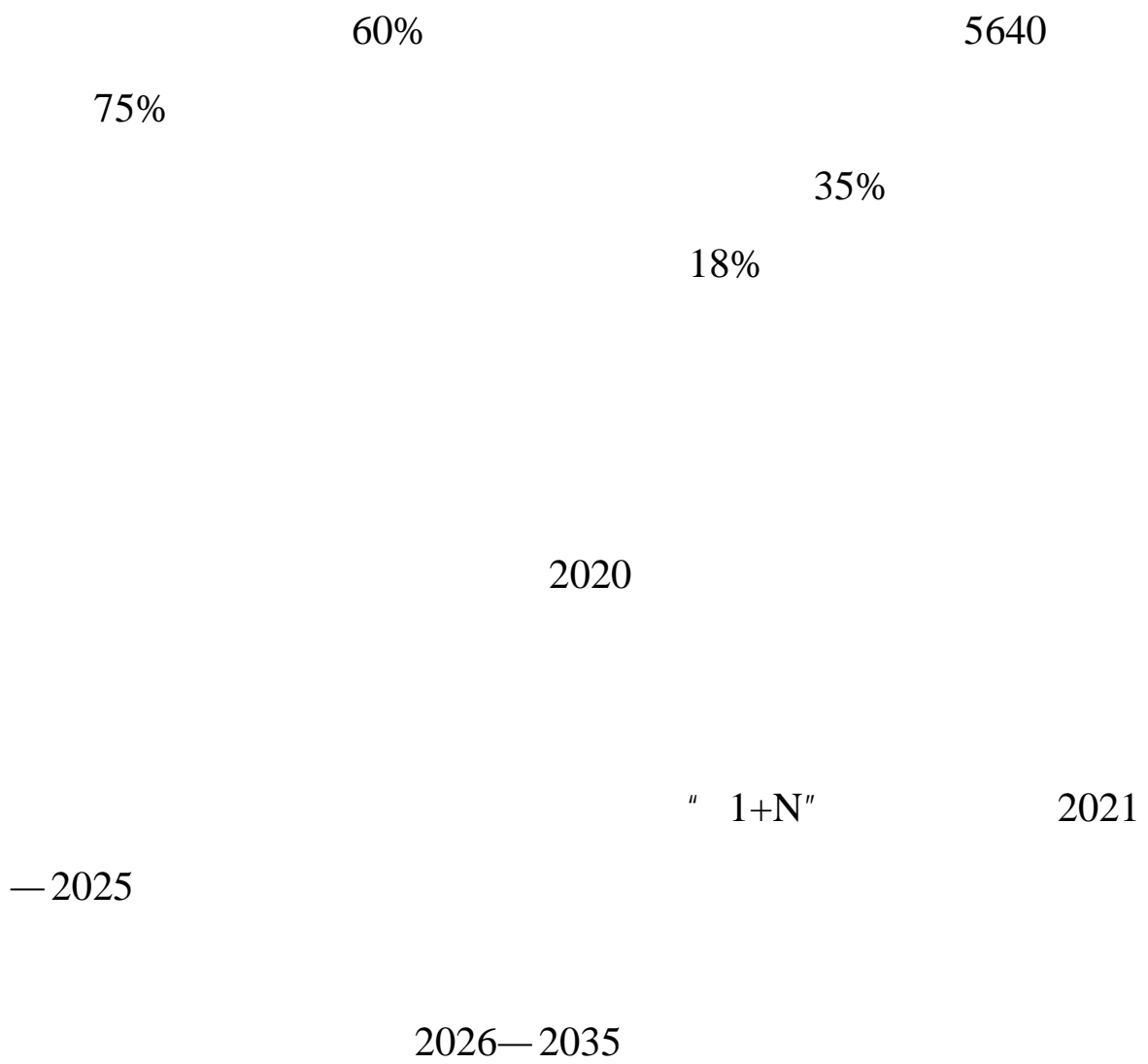
2035

210

60%

26%

2



6

7

"

" " "

" " " "

3000

400

— — —

1800

1/3

—

3760

280

300

120

70%

1100

3412

19.78%

2590

7

8

1

"

"

535

50—100

2—5

150—750

1200

310

2137

786

"

"

11

6

500—1400

9012

33%

4
3
"

"

400—1000

4000

2000

—

50%

70%

1570

"

"

3

9

"

"

h

400

4500

13400

60%

6

5

1000—2500

1.1

2800

470

60

76.4

270

200

11

—

12

11—27

1.8

1500

200

12

4-1
1
2

3	—				
4	—				
5					
6	"	"		"	"
7					

4-2
1
2
3

4

5

4- 3

1

2
3
4
5
6
7
8

--

4- 4	
1	
2	
3	
4	

4-5	
1	— " "
2	

3
4
5
6

4-6	
1	
2	
3	

"

"

4-7	
1	


2
3
4
5
6

4-8
1
2
3
4


--

" "

4-9	
1	
2	— " "
3	
4	



1%—3%



1

2021—2035

2

2021—2035

3

2021—2035

4

2021—2035

Q

R

2

5